




#FORMAK 5k

Overall Results 5K

Place	Bib	Name	Nat.	Age	Gender	AG	Club	Pace	ChipTime	GunTime
5K										
1.	1	Garcia, Alejandro		30	M	Male 30-39			14:47	14:47
2.	68	Davila, Hunter		27	M	Male 20-29			16:01	16:01
3.	124	Bibbey, Cal		13	M	Male 14 &under			18:07	18:08
4.	114	Madsen, Maggie		15	F	Female 15-19			18:40	18:43
5.	88	Birge, Braden		17	M	Male 15-19			19:08	19:09
6.	96	Robinson, Taylor		34	F	Female 30-39			19:45	19:45
7.	120	Morris, Mike		35	M	Male 30-39			20:26	20:26
8.	63	Valdez, Dominic		56	M	Male 50-59			21:01	21:05
9.	12	Fanning, Jilian		35	F	Female 30-39			21:00	21:05
10.	81	Heilig, Wyatt		14	M	Male 14 &under			21:33	21:34
11.	60	Goodnough, Williams		14	M	Male 14 &under			21:39	21:41
12.	83	Peters, Jim		33	M	Male 30-39			21:39	21:41
13.	64	Sainz, Jessica		31	F	Female 30-39			21:41	21:46
14.	52	Lanson, Sean		38	M	Male 30-39			21:39	21:49
15.	106	Cruz, Mike		34	M	Male 30-39			21:59	22:01
16.	28	McPherson, Riley		16	M	Male 15-19			22:02	22:08
17.	150	Bucchus, Skyler		29	F	Female 20-29			22:21	22:25
18.	4	Larenz, Tyler		24	M	Male 20-29			22:30	22:32
19.	90	Whispell, Magen		33	F	Female 30-39			22:46	22:48
20.	87	House, Blaine		15	M	Male 15-19			23:13	23:19
21.	65	Sainz, Nathan		31	M	Male 30-39			23:19	23:26
22.	54	Mettler, Maxamillion		28	M	Male 20-29			23:18	23:29
23.	115	Fernandez, Mike		39	M	Male 30-39			23:23	23:30
24.	53	Groh, Nathan		39	M	Male 30-39			23:26	23:31
25.	145	Leithead, Jaime		30	F	Female 30-39			23:28	23:34
26.	133	Messenger,		25	F	Female 20-29			23:53	23:58
27.	117	Sue, Steven		59	M	Male 50-59			23:47	23:59
28.	75	Franck, Pablo		43	M	Male 40-49			23:57	24:08
29.	113	Madsen, Mark		57	M	Male 50-59			24:08	24:11
30.	149	Lawson, Ben		41	M	Male 40-49			24:20	24:22
31.	102	Thornell, Jacqueline		21	F	Female 20-29			24:45	24:49
32.	85	Edmunds, Jensen		11	M	Male 14 &under			24:48	24:50
33.	123	Johnson, Wyatt		13	M	Male 14 &under			24:49	24:52
34.	84	Peters, Jasmine		33	F	Female 30-39			25:11	25:13
35.	107	Stephenson, Justin		47	M	Male 40-49			24:38	25:19
36.	77	Rangitsch, Paul		35	M	Male 30-39			25:19	25:28
37.	35	Neville, Julie		47	F	Female 40-49			25:34	25:40
38.	111	Honter, Slate		11	M	Male 14 &under			25:45	25:46
39.	141	Rylie,		13	F	Female 14 & Under			25:51	25:56
40.	58	Morris, Clint		30	M	Male 30-39			26:17	26:24
41.	62	Smith, Riley		16	M	Male 15-19			26:04	26:36
42.	78	Pate, Katana		29	F	Female 20-29			26:30	26:42
43.	104	Pena, Nick		46	M	Male 40-49			26:41	26:43
44.	99	Gabriel, Chuck		32	M	Male 30-39			26:38	26:48
45.	156	26, 26		99	M	Male 60+			26:52	27:04



#FORMAK 5k

Overall Results 5K

Place	Bib	Name	Nat.	Age	Gender	AG	Club	Pace	ChipTime	GunTime
46.	125	White, Jeff		55	M	Male 50-59			27:02	27:10
47.	122	McCrary, Seth		25	M	Male 20-29			26:55	27:16
48.	148	Camargo, Serena		21	F	Female 20-29			27:26	27:29
49.	3	Schildhauer, Dennis		49	M	Male 40-49			27:24	27:29
50.	70	Ragon, Dustin		41	M	Male 40-49			27:25	27:30
51.	101	Thornell, Tamara		53	F	Female 50-59			27:29	27:33
52.	108	Boy, Krista		42	F	Female 40-49			27:32	27:38
53.	51	Pope, Elsa		28	F	Female 20-29			27:41	27:41
54.	136	Shaw, Robert		51	M	Male 50-59			27:39	27:42
55.	80	Rusk, Jeff		49	M	Male 40-49			27:19	28:07
56.	86	Waddle, Shaunda		33	F	Female 30-39			28:10	28:16
57.	26	Reinhardt, Rachael		39	F	Female 30-39			28:04	28:17
58.	130	Martinez, Anthony		23	M	Male 20-29			28:21	28:25
59.	47	Wilson, Scott		55	M	Male 50-59			28:29	28:36
60.	9	Balles, Andrea		23	F	Female 20-29			28:37	28:40
61.	132	Brayton, Haylee		27	F	Female 20-29			28:44	28:55
62.	95	Walker, Rogen		10	M	Male 14 & under			28:45	29:05
63.	50	Pope, Quintin		28	M	Male 20-29			29:11	29:17
64.	118	Demelfi, Colleen		45	F	Female 40-49			29:12	29:23
65.	71	Stone, Coeur		49	F	Female 40-49			29:14	29:26
66.	116	Bustos, Lynda		37	F	Female 30-39			29:07	29:44
67.	142	Delaney,		13	F	Female 14 & Under			29:47	29:52
68.	82	Heilig, Craig		51	M	Male 50-59			29:49	29:56
69.	110	Cobb, Thomas		58	M	Male 50-59			29:52	30:01
70.	72	Martinez, Ana		41	F	Female 40-49			29:47	30:07
71.	73	Nolan, Katie		47	F	Female 40-49			29:48	30:08
72.	79	Jones, Ashley		39	F	Female 30-39			29:29	30:18
73.	157	Arias, Eddie		32	M	Male 30-39			29:32	30:22
74.	45	Madrid Donis,		38	F	Female 30-39			30:22	30:38
75.	46	Donis, Matt		40	M	Male 40-49			30:23	30:39
76.	11	Brewton, Nancy		66	F	Female 60+			30:47	30:49
77.	147	McChesney, Melisa		32	F	Female 30-39			30:55	31:03
78.	6	Buettner, Christina		41	F	Female 40-49			30:58	31:03
79.	7	Buettner, Carson		13	M	Male 14 & under			31:00	31:04
80.	61	Goodnough, Matthew		11	M	Male 14 & under			31:18	31:20
81.	127	Deverse, Lauren		28	F	Female 20-29			31:11	31:34
82.	56	Oliver, Noelani		46	F	Female 40-49			31:42	31:50
83.	126	Miller, Mandi		28	F	Female 20-29			32:02	32:24
84.	94	Maret, Tammy		56	F	Female 50-59			33:03	33:07
85.	134	Messenger, Dallas		31	M	Male 30-39			33:18	33:24
86.	135	Cook, Allie		14	F	Female 14 & Under			33:19	33:25
87.	20	Kotch, Pamela		59	F	Female 50-59			33:36	33:41
88.	49	Buchmeier, Lindsey		49	F	Female 40-49			34:20	34:28
89.	129	Stromme, Haydin		29	M	Male 20-29			34:05	34:28
90.	128	Libal, Megin		27	F	Female 20-29			34:05	34:29
91.	131	Tenneant, Brittney		49	F	Female 40-49			34:32	34:45
92.	158	Arias, Dante		15	M	Male 15-19			34:56	34:56

#FORMAK 5k

Overall Results 5K

Place	Bib	Name	Nat.	Age	Gender	AG	Club	Pace	ChipTime	GunTime
93.	155	Tryon, Sierra		30	M	Male 30-39			35:24	35:27
94.	57	Buettner, Avery		10	F	Female 14 & Under			35:26	35:31
95.	69	Patton, Jordon		30	M	Male 30-39			35:26	35:32
96.	100	Wright, Paula		65	F	Female 60+			35:28	35:32
97.	144	Bridger,		15	M	Male 15-19			34:48	36:01
98.	143	Thomson, Ayden		15	F	Female 15-19			34:49	36:01
99.	146	Reyburn, Claire		27	F	Female 20-29			35:56	36:04
100.	55	Day, Saraina		31	F	Female 30-39			36:13	36:19
101.	103	Malatesta, Maina		36	F	Female 30-39			36:55	37:22
102.	119	Garrison, Jim		66	M	Male 60+			37:41	37:43
103.	23	Goetter, Mary Kay		66	F	Female 60+			37:57	38:02
104.	36	Dowling, Michelle		38	F	Female 30-39			37:49	38:04
105.	93	Spindler Berta,		44	F	Female 40-49			37:46	38:16
106.	97	Deprimo, Kalli		24	F	Female 20-29			38:15	38:19
107.	38	Hillmer, Lauren		34	F	Female 30-39			37:30	38:33
108.	39	Raines, Laura		38	F	Female 30-39			37:30	38:33
109.	42	Ringstmeyer, Brittany		41	F	Female 40-49			38:05	38:38
110.	32	Frank, Creed		12	M	Male 14 & under			38:32	38:42
111.	138	Shaw, Debra		56	F	Female 50-59			38:57	38:59
112.	31	Frank, Ivory		43	F	Female 40-49			39:01	39:10
113.	139	Bock, Blakely		11	M	Male 14 & under			39:27	39:46
114.	140	Smith, Megan		34	F	Female 30-39			39:33	39:50
115.	112	Boller, Kyler		13	M	Male 14 & under			39:37	40:01
116.	137	Smith, Kimberly		49	F	Female 40-49			40:23	40:30
117.	76	Smith, Ben		66	M	Male 60+			40:54	41:27
118.	30	Dixon, Laura		37	F	Female 30-39			41:51	42:01
119.	22	Stotts, Karen		67	F	Female 60+			44:48	45:06
120.	24	Jamieson, Kellie		39	F	Female 30-39			45:29	45:29
121.	27	Glennan, Morgan		36	F	Female 30-39			45:19	45:30
122.	29	Lechtenberg, Debra		60	F	Female 60+			49:50	49:59
123.	5	Kelley, Karen K		79	F	Female 60+			50:01	50:14
124.	41	Vanmatre, Norma		66	F	Female 60+			50:23	50:56
125.	109	Parr, Bill		73	M	Male 60+			53:23	53:39
126.	91	Dowling, Beverly		67	F	Female 60+			53:35	53:51
127.	18	Kotch, Jimmy		52	M	Male 50-59			54:24	54:54
128.	21	Georgio, Tony		23	M	Male 20-29			54:25	54:55
129.	121	Martin, Morgan		35	F	Female 30-39			56:03	57:02
130.	19	Postlethwaite, Bear		10	M	Male 14 & under			1:07:42	1:08:35
131.	16	Tatum, Anastasia		7	F	Female 14 & Under			1:07:51	1:08:41
132.	14	Tatum, Levi		38	M	Male 30-39			1:07:52	1:08:44
133.	17	Loghry, Cayley		8	F	Female 14 & Under			1:08:19	1:09:11
134.	15	Sisneros, Alayna		8	F	Female 14 & Under			1:08:22	1:09:14

Number of records: 134